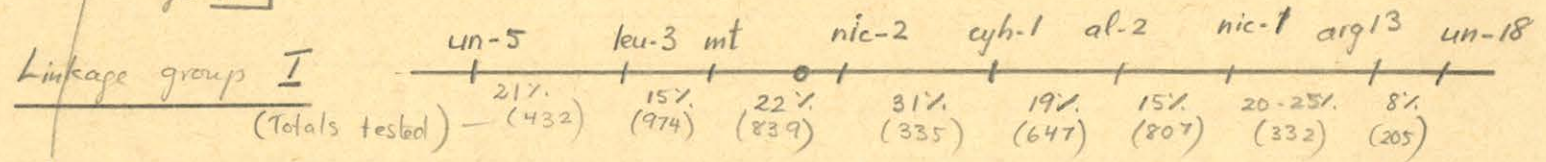
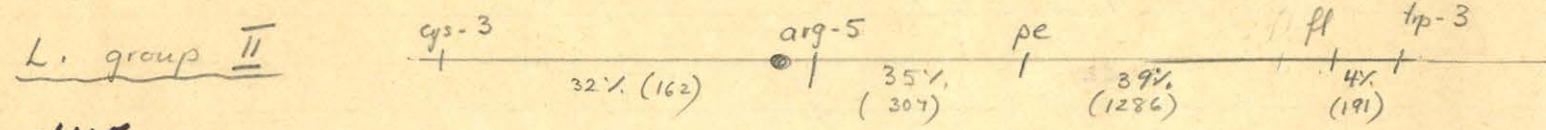


Mapping strains Markers of each linkage group in SL background (BC V or more)

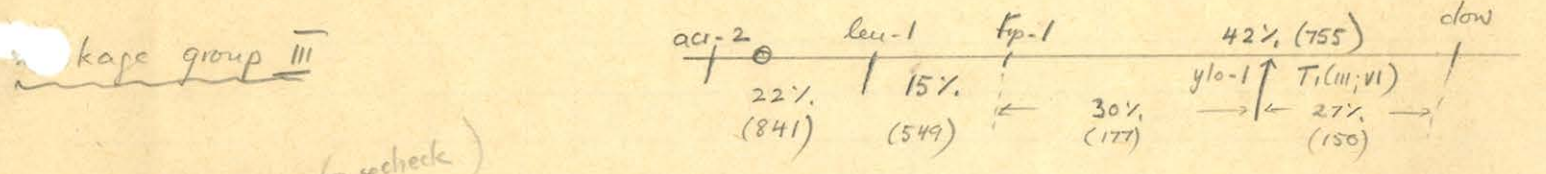
mit tested  
preparation sheets  
M-silica gel No



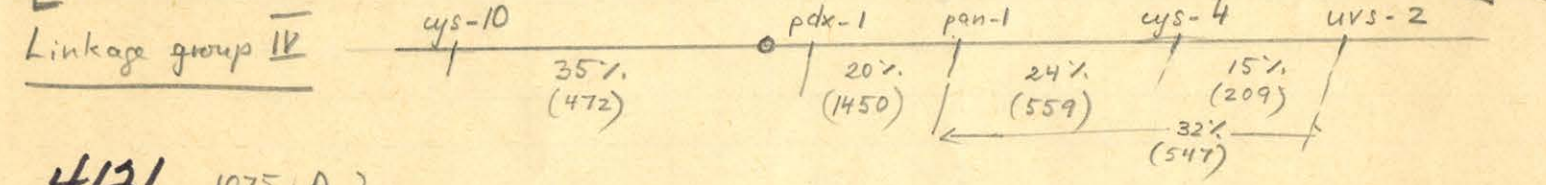
4111	1434	A	un-5	leu-3	A	nic-2	cyh-1				
4112	1436	a		a		cyh-1	al-2	nic-1	arg-13		
4113	1259	A		A							
4114	1258	a		a				al-2	nic-1	arg-13(?)	un-18



4115	1213	A		arg-5	pe	fl	trp-3
4116	1212	a		arg-5	pe	fl	trp-3



4117	1293	A	acr-2	leu-1	trp-1		dow	
4118	1050	a					dow	
4119	875	A	acr-2		trp-1		dow	
4120	874	a	acr-2		trp-1		dow	
[4145	1418	a	Translocation strain: acr-2 - - - trp-1 - ylo-1 Ti(III,VI) dow					dow



4121	1075	A					
4122	1074	a	cys-10	pdx-1	pan-1		
4123	1394	A					urv-2
4124	1393	a	cys-10	pdx-1	pan-1		urv-2
4125	1071	A		pdx-1	pan-1	cys-4	
4126	1070	a					
4127	1388	A		pdx-1	pan-1	cys-4	urv-2
4128	1387	a					

packed OK